

28
YEARS
OF INNOVATION

हमें भारत का ब्रांड बनाने के लिए धन्यवाद।
Thank you for making us Brand of India.



DOORS • WINDOWS • FACADES • BIPV • LADDERS

www.kalcoindia.com

Aluminium Slimline Door Systems

एल्युमीनियम स्लिमलाइन डोर सिस्टम्स

A Product Brochure

TOLLFREE NUMBER
1800 1212 126

© Kalco Alu-Systems Private Limited

alu is
ecometa

www.kalcoindia.com



SKY VIEW

32 Non-Thermal

Slim Line Doors System



This system is created to obtain all type of windows and doors as well composite models for commercial and residential uses. The system is composed of various design solutions including the concealed sash version. The system is designed in order to ensure good performances and have at the same time a modern style. The profiles are assembled using opposite die casted corners with buttons or /and by pinning or /and by champfering. The external lines are lightly rounded conferring to the profiles a good design and equilibrate sections.

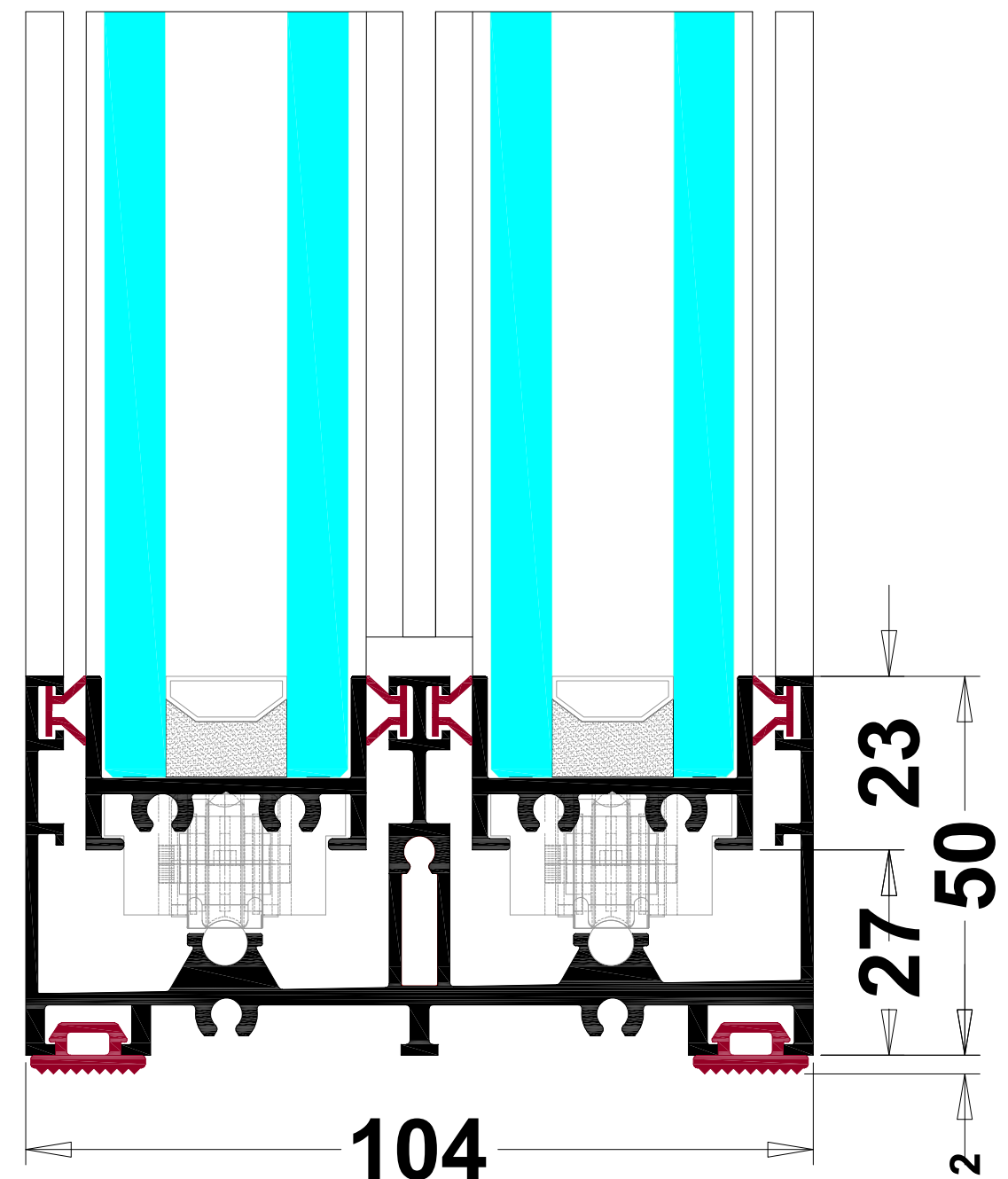
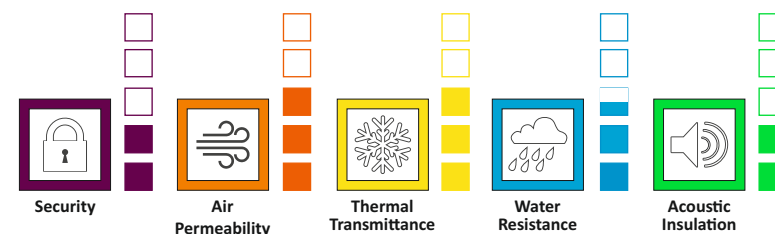
Basic characteristics:

- Profiles overlap: The Sliding frame is completely hidden by the fix frame.
- External lines are rounded giving profiles a good design.

Technical Characteristics:

- Sash width 37 mm
- Min frame width 104 mm
- Glass thickness 12mm / 32 mm
- Aluminium Alloy EN-AW-6063

System Properties





SKY VIEW 32 Thermal

Slim Line Doors System



This system is created to obtain all type of windows and doors as well composite models for commercial and residential uses. The system is composed of various design solutions including the concealed sash version. The system is designed in order to ensure good performances and have at the same time a modern style. The profiles are assembled using opposite die casted corners with buttons or /and by pinning or /and by champfering. The external lines are lightly rounded conferring to the profiles a good design and equilibrate sections.

Basic characteristics:

- Use of special reinforced polyamides 28 mm.
- Profiles overlap: The Sliding frame is completely hidden by the fix frame.
- External lines are rounded giving profiles a good design.

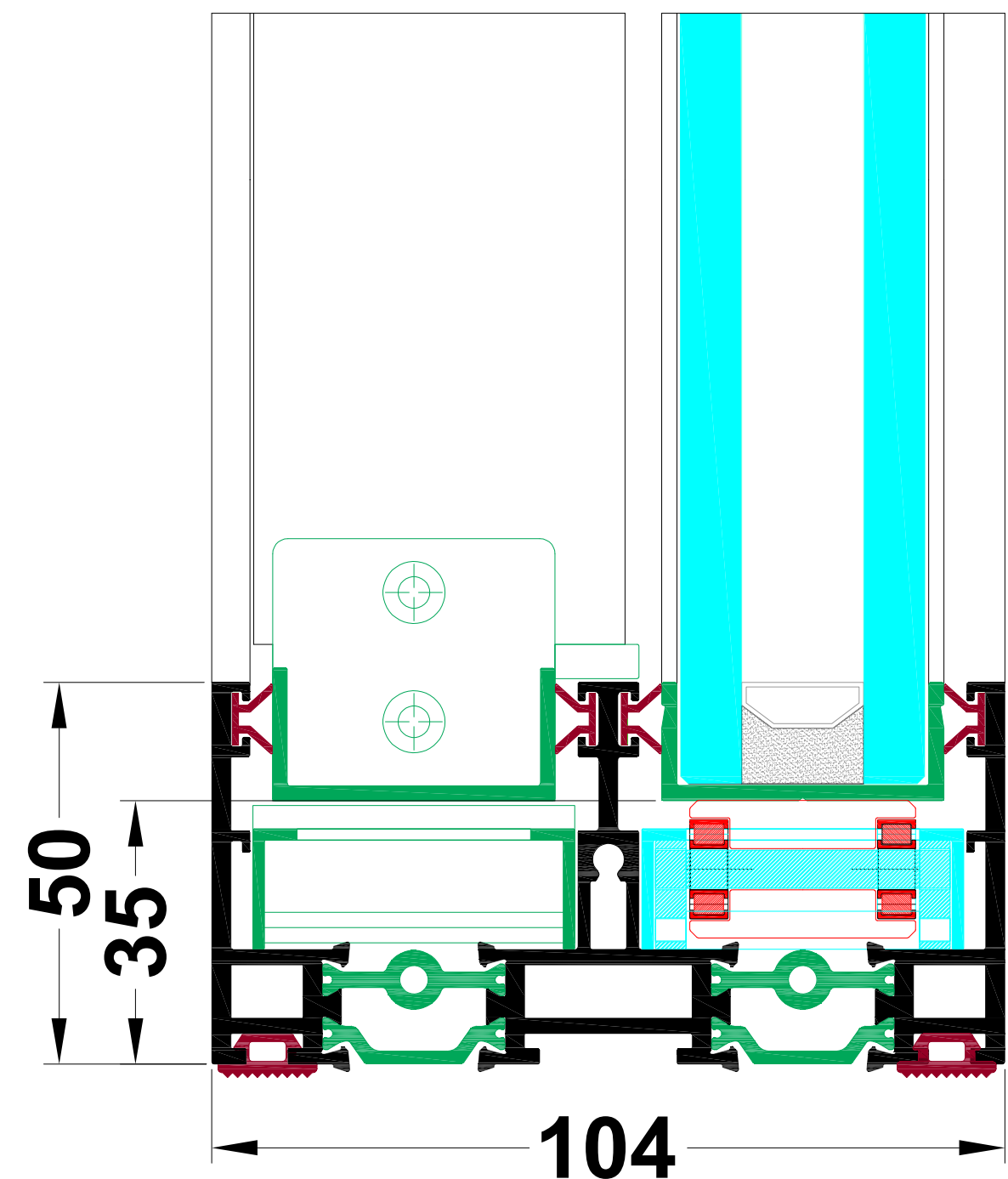
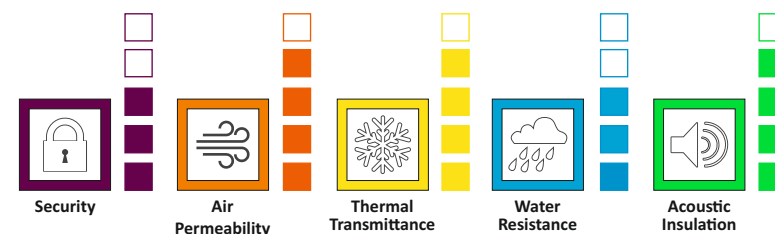
Technical Characteristics:

- Sash width 37 mm
- Min frame width 104 mm
- Glass thickness 32 mm
- Aluminium Alloy EN-AW-6063

Performances:

- Thermal Insulation EN ISO 10077-2 $U_f=1.8-1.9 \text{ W}/(\text{m}^2\text{k})$

System Properties





SKY VIEW 32 Thermal

with Concealed Drainage System

